


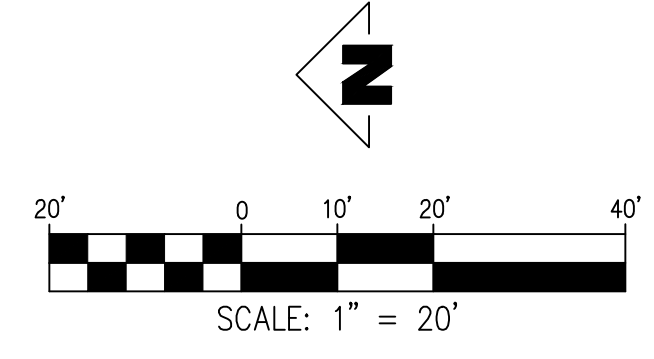


LEGEND

-  LEAFY TREE
-  CONIFER TREE
-  SHRUB
-  STREET LIGHT



**BAYVIEW
8 - LOT SUBDIVISION
TAX MAP 1N10W22BB
TAX LOTS 100
GARIBALDI, OREGON**

STREET TREE PLAN

REVISIONS	
NO.	DATE
0	06/2022
	DESCRIPTION
	1ST SUBMITTAL

EMERIO
ENGINEERING • SURVEYING • DESIGN
644 S.W. CALLEBROOK PLACE, SUITE 100
BEAVERTON, OREGON 97008
TEL: (503) 748-8812
FAX: (503) 639-8592
www.emeriodesign.com



SHEET
OF

Conifer Trees

- *Chamaecyparis lawsoniana* Port Orford Cedar - Pyramidal shape with lacy, drooping foliage. To 60'.
- *Chamaecyparis obtuta* 'Gracilis' Slender Hinoki Cypress - Narrow, upright growth habit to 20'.
- *Cupressocyparis leylandii* Leyland Cypress - Can grow very fast with long, slender branches.
- *Picea sitchensis* Sitka Spruce - Pyramidal, to 100'.
- *Pinus contorta* Shore Pine - Quick growing to 20-35'. Needs regular water.
- *Pinus thunbergii* Japanese Black Pine - Growth varies by variety, overall wonderfully tolerant.
- *Pseudotsuga menziesii* Douglas Fir - Pyramidal growth when young. PNW native.
- *Sequoia sempervirens* Coast Redwood - Fast growing. Needs regular water.
- *Thuja plicata* Western Red Cedar - Moderate to fast growth, can be enormous, but can be kept smaller with annual pruning.
- *Tsuga heterophylla* Western Hemlock - Also a native to the PNW, but much slower growing than the Western Red Cedar.

Source: Portland Nursery

<https://www.portlandnursery.com/planting-solutions/coastal-plantings>

Leafy Trees

- *Acer macrophyllum* Big Leaf Maple - Native, to 75'.
- *Alnus rubra* Red Alder - Grows 45-50', beautiful smooth gray bark.
- *Arbutus x 'Marina'* Strawberry Tree - Evergreen, 40'.
- *Cotinus spp.* Smoke Tree - Normally multi-stemmed, but can be pruned to standard form. Sizes vary with variety. Thrives in poor soils.
- *Eucalyptus spp.* Eucalyptus - Sizes vary by species.
- *Robinia pseudoacacia* Black Locust - Fast growing to 75'. Wonderful fragrant flowers.
- *Salix caprea* French Pussy Willow - Fast growing to 25'. Can be kept small by cutting back every year.
- *Vitex agnus-castus* Chaste Tree - Easily pruned into standard form. Blooms summer to fall with fragrant blue flowers.

Shrubs

- ***Abelia grandiflora*** Glossy Abelia - Evergreen shrub with tubular flowers.
- ***Buxus sempervirens*** English Boxwood - Evergreen. Used mostly for hedging.
- ***Carpenteria californica*** Bush Anemone - Evergreen shrub, to 4-6'. Flowers late spring- summer.
- ***Ceanothus spp.*** California Wild Lilac - Wide variety of evergreen shrubs, size varies by variety. Once established a very carefree plant.
- ***Choisya ternata*** Mexican Orange - Evergreen for shady situations. Grows 6-8'.
- ***Cistus spp.*** Rockrose. Evergreen, flowering choice. Sizes vary, most flower through spring into summer.
- ***Clethra alnifolia*** Summersweet - Deciduous flowering shrub, to 4-10'.
- ***Comptonia peregrina*** Sweet Fern - Lovely spreading shrub with fern-like, aromatic foliage.
- ***Duranta 'Sweet Memory'*** Sky Flower - Evergreen shrub bearing attractive blue flowers in summer.
- ***Escallonia spp.*** Escallonia - Fast growing evergreen shrubs. Dependable flowering in summer and fall. Can be used as a hedging alternative.
- ***Garrya elliptica 'James Roof'*** Coast Silktassel - Another great native! Large shrub, to 10-20'. Heaths & Heathers. Known in the botanical world as Erica and Calluna, great evergreen choice for the coast. Most are low and spreading.
- ***Hebe*** - Evergreen shrubs, provide interesting texture (flowers too!). Sizes vary depending on variety.
- ***Hippophae rhamnoides*** Sea Buckthorn - Usually an open, mounding shrub, to 8-10'. Flowers are small, but the fruit is very showy and lasts through winter.
- ***Hydrangea spp.*** Hydrangea - Needs rich, porous soil.
- ***Myrica californica*** Pacific Wax Myrtle. Evergreen shrub or tree, to 30'.
- ***Phormium tenax*** New Zealand Flax - Evergreen shrub that needs excellent drainage. Sizes vary by variety.